



# F50/100RV (VdS) & F50/100RU (UL)

## Reflective Infrared Optical Beam Smoke Detector

### Features

- Combined transmitter and receiver unit in one discrete unit
- Range 5-50 Metres (F50), 50-100 Metres (F100)
- 12-24V D.C. Operating voltage
- Low current consumption
- Automatic self check drift compensation
- 3 X Selectable sensitivity/threshold levels
- Selectable latching / non latching fire alarm
- LED indicators to aid the alignment process
- Optional Low Level Test Unit (L.L.T.U.)
- Complies with EN54-12:2002

### General Descriptions

The F50R/F100R series conventional infrared optical beam smoke detectors provide economical and effective protection of large, open plan spaces with high ceilings, particularly if access to 'point type' smoke detectors presents practical difficulties.

Optical beam smoke detectors are ideally suited for protecting warehouses, factories, atria, shopping malls, leisure centres, churches, museums, power stations and industrial plants.

The F50R/F100R optical beam smoke detectors can be connected to a zone of a conventional fire alarm control panel, or interfaced to an analogue- addressable system via an addressable interface input module or a zone monitor module.

The F50R/F100R has three selectable

'Alarm Thresholds' settings of 25%, 35% and 50% which can be selected to suit the environment. If the received infrared signal reduces to below the selected threshold for approximately 10 seconds, the fire relay is activated. There are two modes of operation for the fire relay. 'Auto Reset Mode' will reset the fire relay approximately 5 seconds after the received infrared signal has recovered to a level above the alarm threshold. 'Latching Mode' holds the fire relay active indefinitely after an alarm condition has occurred.

If the infrared beam is obscured rapidly to a level of 90% or greater for 10 seconds the fault relay is activated. This condition can be achieved in a number of ways, for example, an object being placed in the beam path, transmitter failure, loss of the

prism, or sudden misalignment of the detector. The fault relay will reset within 5 seconds of the condition being rectified. The F50R/F100R optical beam smoke detectors monitor long term degradation of beam signal strength caused by the build up of dirt on it's optical surfaces; this operates by comparing the received infrared signal against a reference voltage every 15 minutes.

An optional 'Low Level Controller' is available to test the correct function of the beam detectors at ground level. Operation of a key switch will produce a periodic flash signal to the green LED on the Low Level Controller confirming the beam detector on test is "live"; after a set period the red LED on the Low Level Controller and the red LED on the beam detector illuminate simultaneously.

# data



# F50/I00RV (VdS) & F50/I00RU (UL)

Infrared Optical Beam Smoke Detector

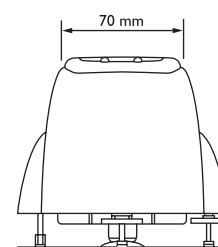
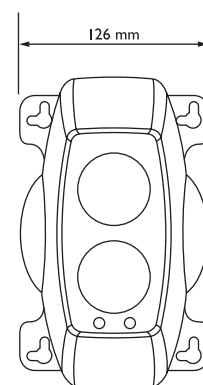
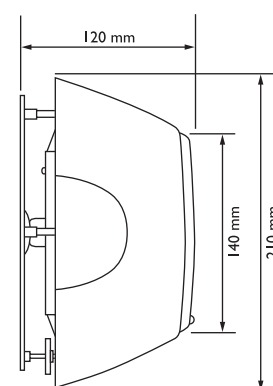
## Installation Recommendations

The installation of the FIRERAY infrared optical beam smoke detector should be undertaken in accordance with recognized national or international standards and codes of practice. Please refer to our installation guide number/reference 22318. We also recommend simulated fire tests are conducted to ensure the desired response time, for a given installation, is met.

## Technical Specification

<b>Operating Range F50RV / RU:</b>	5 to 50 Metres
<b>Operating Range F100RV / RU:</b>	50 to 100 Metres
<b>Operating Voltage Range:</b>	10.2V DC to 30V DC
<b>Quiescent Current:</b>	<4mA @ 24V DC
<b>Alarm Current:</b>	<15mA
<b>Power Down Reset Time:</b>	5 seconds
<b>Fire Relay Contacts:</b>	Normally Open, VFCO 2A @ 30 Volts DC, resistive
<b>Fault Relay Contacts:</b>	Normally Closed, VFCO 2A @ 30 Volts DC, resistive
<b>Operating Temperature:</b>	-30°C to +55°C (non-condensing)
<b>Tolerance to Beam Misalignment at 35%:</b>	Detector ±0.8°, Prism ±5.0°
<b>Fire Alarm Thresholds:</b>	2.50dB (25%), 3.74dB (35%), 6.02dB (50%)
<b>Optical Wavelength:</b>	880nm
<b>Detector Dimensions:</b>	Width 126mm, Height 210mm, Depth 120mm
<b>Prism Dimensions:</b>	Width 100mm, Height 100mm, Depth 9.5mm
<b>Weight:</b>	0.67 kg
<b>LED Indications:</b>	<b>Red LED:</b> Indicates FIRE <b>Continuous Amber LED:</b> Indicates FAULT <b>Flashing Amber LED:</b> Once every 10 seconds indicates normal operating mode (RV Models only) <b>Flashing Amber LED:</b> Once every 2 seconds indicates the compensation function has reached its limit
<b>Conditions:</b>	<b>Alarm Condition:</b> Indicated by fire relay closing <b>Fault Condition:</b> Indicated by fault relay opening Alarm may be latching or non-latching (default)
<b>IP Rating:</b>	IP50
<b>Relative Humidity:</b>	RH 0% to 93%, (non-condensing)
<b>Approvals/Certification:</b>	Designed, manufactured and certified to EN54-12: 2002, Use 25% and 35% (default) thresholds. The 50% threshold is recommended for hostile and extreme environments.
<b>Certificate No:</b>	F50 / I00RV: VdS Cert No. VdS G203070 F50 / I00RU: UL Listed (Technical Bulletin No. UL268)
<b>Parts List:</b>	1 x Detector Head Assembly, 1 x prism (50R) or 4 x prisms (100R), 1 x Test Filter, 1 x Cable Interface Assembly
<b>Housing Construction:</b>	Flame Retardant ABS, Finish: Grey / Black

## Dimensions



Reflector / Prism RL107

